



- A.** Check the booking calendar to see if you are the last user
- 1•Remove your sample from the microscope
  - 2•Clean the objective lens using lens cleaning tissue
  - 3•Switch off the fluorescence bulb




- B.** Turn off the Multiline argon (457/488/515) laser;
- 1•Turn the key anti-clockwise into the off position.
  - 2•\*WAIT\* for 5 mins.
  - 3•When the air blowing from the fan is cool
  - 4•Turn the power SWITCH off.



- C.** Turn off the 559 laser;
- 1•Turn the key anti-clockwise to the off position.
  - 2•Turn the power SWITCH off  
(there's no need to wait here!)



- D.** Log off the computer.  
Switch off the two controller boxes  
(the black buttons on the left)



- E.** Cover the microscope

